

COSTRUZIONE STRUMENTI OFTALMICI

# SPECULAR MICROSCOPE

**AUTOMATIC NON-CONTACT  
SPECULAR MICROSCOPE  
ANALYSIS**

# PERSEUS



COSTRUZIONE STRUMENTI OFTALMICI

# PERSEUS

## UN MICROSCOPIO ENDOTELIALE DI ULTIMA GENERAZIONE

### THE LAST GENERATION OF SPECULAR MICROSCOPE

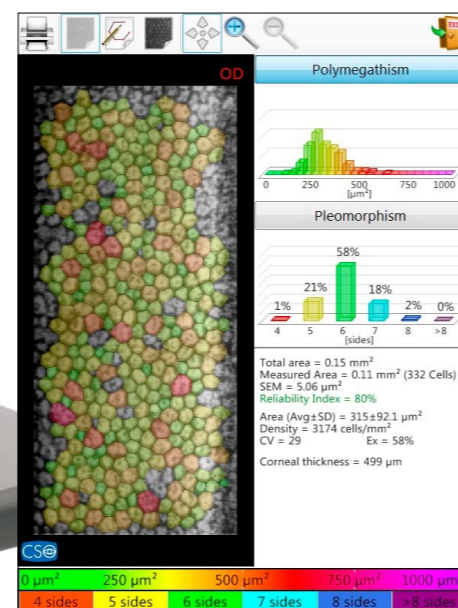
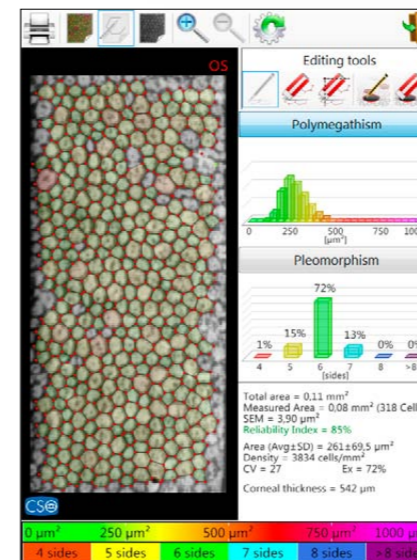
- Tecnologia LED
- Allineamento automatico
- Autofocus
- Interfaccia touch-screen 10.4"
- Collegabile in Rete
- Funzionamento basato su software Phoenix



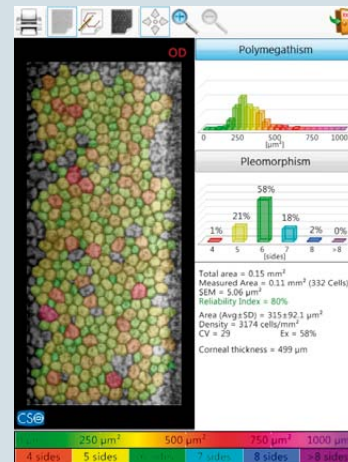
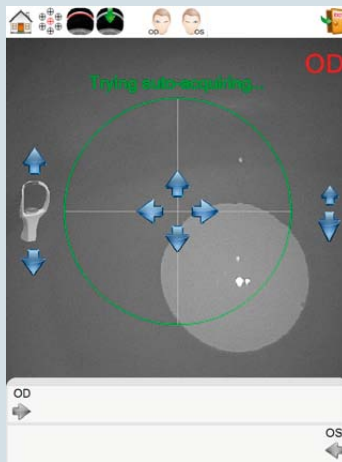
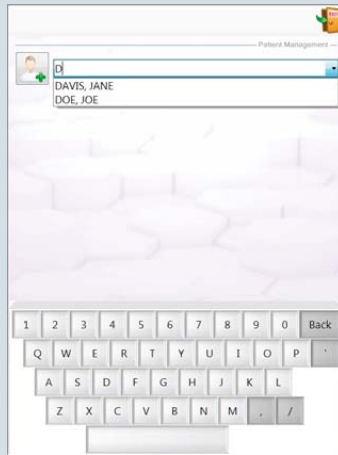
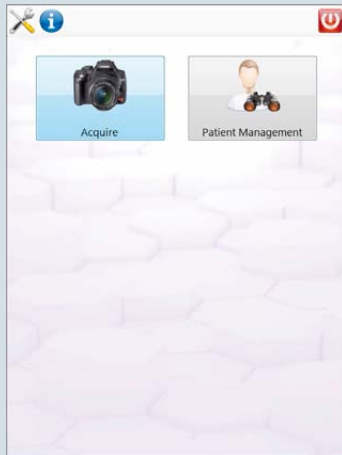
## CARATTERISTICHE TECNICHE / TECHNICAL SPECIFICATIONS

Metodo Fotografico / Acquisition mode: Non a Contatto, automatico / Non-contact, automatic  
 Campo Fotografico / Picture size: 0.54 mm x 0.27 mm  
 Accuratezza della misurazione / Measurement accuracy:  $\pm 10 \mu\text{m}$   
 Telecamera / Camera: Telecamera CCD / CCD camera  
 Illuminazione per acquisizione / Acquisition light: LED  
 Illuminazione per la messa a fuoco / Focusing light: LED  
 Schermo LCD / LCD screen: 10.4"  
 Interfaccia utente / User interface: Touch-screen  
 Prese esterne / External plugs: Ethernet, 2 USB  
 Tensione di alimentazione / Voltage supply: 100V-120V ac  $\pm 10\%$  / 230V-240V ac  $\pm 10\%$  / 50 Hz, 60 Hz  
 Fusibili / Fuses: 5x20 mm / 100/120V p 2x 2.5AT / 230/240V p2x 1.25AT  
 Potenza assorbita (massima) / Max power absorption: 100 VA  
 Peso (solo apparecchio) / Weight: 15 Kg circa  
 Dimensioni (sul piano di lavoro) / dimensions (on the working plane):  
 437 mm (H) x 250 mm (L) x 448 mm (P)

- LED technology
- Automatic alignment
- Autofocus
- 10.4" touch-screen interface
- Network feature
- Phoenix software based



# PERSEUS



**Costruzione Strumenti Oftalmici**  
 Via degli Stagnacci 12/E  
 50018 Scandicci  
 Firenze, ITALY  
 Tel. ++39 055.722191  
 Fax. ++39 055.721557  
[www.csoitalia.it](http://www.csoitalia.it)



Revisione 01 del 04/7/2013

Codice C035

Distribuito da

